



# Communication: Pairwork unit 6

## Student A

- 1 Look at the pictures. Then write sentences so that they are true for you. Use *can* or *can't*.



1 I can / can't swim 200 metres.



2 \_\_\_\_\_



3 \_\_\_\_\_



4 \_\_\_\_\_



5 \_\_\_\_\_

- 2 Ask Student B questions to find out if he / she can or can't do the activities in exercise 1.

Example:

You Can you swim 200 metres?


Student B Yes, I can. / No, I can't.

- 3 Answer Student B's questions.

- 4 When you have finished, compare your answers with Student B's answers. Which activities can you both do?

## Student B


- 1 Look at the pictures. Then write sentences so that they are true for you. Use *can* or *can't*.



1 I can / can't run five kilometres.



2 \_\_\_\_\_



3 \_\_\_\_\_



4 \_\_\_\_\_



5 \_\_\_\_\_

- 2 Answer Student A's questions.

Example:

Student A Can you swim 200 metres?

You Yes, I can. / No, I can't.

- 3 Ask Student A questions to find out if he / she can or can't do the activities in exercise 1.

- 4 When you have finished, compare your answers with Student A's answers. Which activities can you both do?